

P2006T



SPECIFICATION AND DESCRIPTION



SPECIFICATION AND DESCRIPTION

P2006T

This document applies only to the Tecnam P2006T and is published for the purpose of providing general information for the evaluation of design, powerplant, performance and equipment.



GARMIN G1000 Nxi Glass cockpit

Should more information be required, please contact:

Costruzioni Aeronautiche Tecnam SpA
Via Maiorise 81043 Capua CE - Italy

Tel. +39 0823 622297
Fax. +39 0823 622899

www.tecnam.com
info@tecnam.com

<http://www.tecnam.com/aircraft/P2006T/>



Cover photo: P2006T flying over Capri island

GENERAL DESCRIPTION

TECNAM P2006T IN A CLASS OF ITS OWN

The Tecnam P2006T Twin has established itself as the aircraft of choice for not only the world's most reputable Flight Training Organisations but private owners alike. A firm favourite with leading General Aviation flight-test journalists, who praise its styling, handling, and very low operating costs.

With so many P2006T already in service worldwide, it consistently comes out on top following the most stringent of competitor fly-off evaluations. Not



NASA X-57

just from Flight Schools but Tecnam has also won orders from NASA, a number of Air Forces and other niche operators who now fly special versions of the Twin, such as the P2006T SMP.

At the heart of the P2006T is the Rotax912S aircraft engine. The Rotax 912S is FAR 33 certified and approved to operate on automotive fuel, giving it a significant edge over standard GA engines.

Some of the key benefits of the P2006T's engines include a reduced frontal area and better power-to-weight ratio. Lower fuel consumption, lower propeller rpm resulting in higher efficiency and a lower noise profile and stable cylinder head temperatures due to liquid cooling. Its relatively high power to weight (rated at 73 kW/100 hp) makes the Rotax 912S a popular choice in the aviation industry.

This twin-engine formula offers higher safety and lower operating costs than its single engine counterparts. The P2006T light twin-engine aircraft has in fact a lower standard empty weight than comparable single engine four seat aircraft in the

180 hp or 200 hp class.

The Tecnam P2006T has the best Payload/Maximum Takeoff Weight ratio (0.36) among its direct competitors. This can be attributed to the high structural, systems efficiency and because of the excellent power to weight ratio of the Rotax engine.

The wing-mounted engines relieve the aerodynamic load on the wing with a consequently lighter structure. The remarkable efficiency of the Tecnam P2006T is also attributable to the low propeller speed and the low engine drag. These, together with a streamlined fuselage, result in unparalleled aerodynamic efficiency.

Boasting the highest ceiling and climb speed among its competitors, operators especially value the option to use automotive fuel as well as AVGAS. This not only leads to dramatically reduced direct costs but also makes it possible to fly in areas where AVGAS is difficult to find or perhaps prohibitively expensive. The dependable twin-engine configuration of the Tecnam P2006T allows it to be flown over long distances and in areas where ground facilities are poor.

The Tecnam P2006T high wing feature is unique in its class and is especially valued by operators in the training environment as a further safety benefit as the engines, the props and the flaps are out of the way in the event of a gear up landing.

Construction

Tecnam P2006T is a twin-engine four-seat aircraft with fully retractable landing gear. The superior high-wing configuration offers stability, superior cabin visibility and easy access for passengers and luggage. Tecnam has used its extensive experience with aluminium airframes to create in the Tecnam P2006 a robust yet very light airframe, resulting in an outstanding payload-to-total weight ratio.

The wings are of traditional construction, that is essentially a mono spar configuration. Integral fuel tanks are located outboard of the engines, holding 100 litres each for a total of 200 litres.

A laminar flow NACA 63A airfoil of moderate thickness has been selected for the semitapered wing planform. This offers low drag and good high altitude performance. The wide slotted aluminium flaps are electrically operated and allow for stall speeds below 48kts. These flaps offer the potential for very steep approaches and short landings. Frise ailerons allow aggressive roll rates with minimal adverse yaw. Aileron control is via internal cabin cables linked to push-rods in the wing leading edges. Particular attention has been paid to the cabin's structural design in order to ensure the

required crash worthiness as prescribed in recent amendments to the FAA-FAR23 and EASA-CS23 codes. Fuselage structure, seats and seat belts combine to protect occupants in event of a hard landing. The Tecnam P2006T's ability to conform to such rigid safety requirements has been proven during dynamic tests carried out by a certified laboratory, demonstrating forward load factors up to 26g. The horizontal stabilator is an all-moving structure, designed for remarkable longitudinal control stability with excellent control authority.

A wide trim-tab, part of the stabilator trailing edge, doubles as an anti-servo tab device. The cable-type pitch trim is controlled by a wheel located between the pilots' seats and is fitted with a position indicator. As with most of the aircraft body, the horizontal stabilator and the vertical fin are metallic. The rudder features an electrically controlled trim-tab with a position indicator situated on the instrument panel.

Retractable Landing gear

The retractable landing gear of the Tecnam P2006T is powered by a reversible electric pump. The main landing gear has trailing link suspension, constructed from high strength aluminium alloys and high tensile 15CDV6 steel which is directly attached to the fuselage main bulkheads. An oleo-pneumatic shock absorber provides excellent ground load absorption.

The main landing gear retraction is very simple, rotating through 90° into two fuselage side pods.

The main gear of the Tecnam P2006T is actuated by an aluminium pushrod, which is connected to the hydraulic ram. The main landing gear is equipped with Cleveland wheels (6.00-6) and rudder pedals with toe brakes. The nose landing gear features a 5.00-5 wheel and telescopic strut with an oleo-pneumatic shock absorber. It is linked to the cabin's front bulkhead through a steel truss.

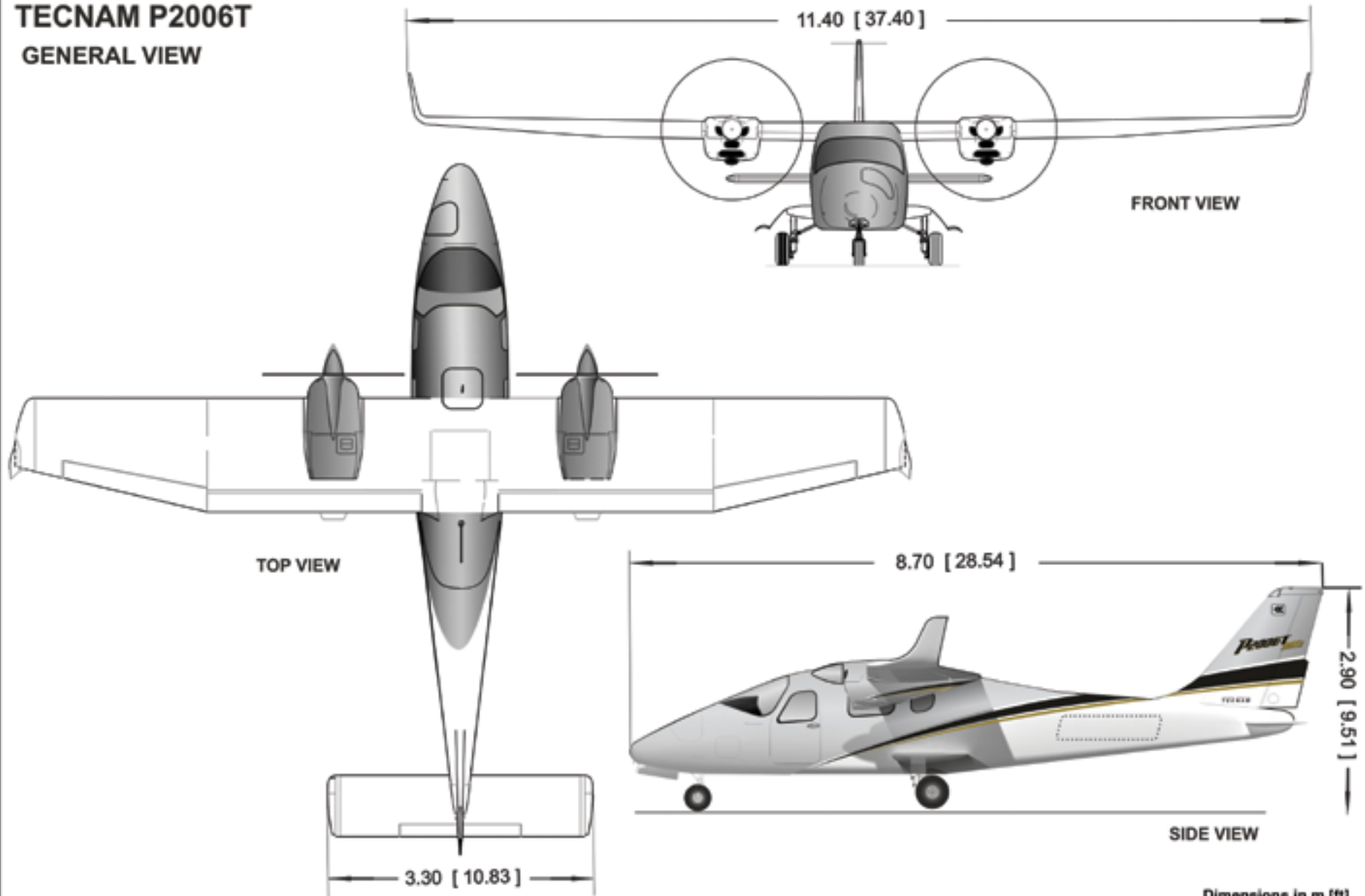
The gear extension of the Tecnam P2006T is fast for higher safety and is operated by a hydraulic ram through a drag brace, which in turn locks it into the down position. When extended, the nose wheel is connected by push-rods to the rudder pedals. A system of lights and a warning horn informs the pilot of the status of the landing gear's, extended/retracted position.

A back-up system ensures the gear can be extended even in the event of a main system failure.

Certification

The Model P2006T is certified to the requirements of EASA CS-23 - FAR 23 including day, night, VFR and IFR. Export certification requirements may require additional equipment and charges.

TECNAM P2006T GENERAL VIEW



Dimensions in m [ft]

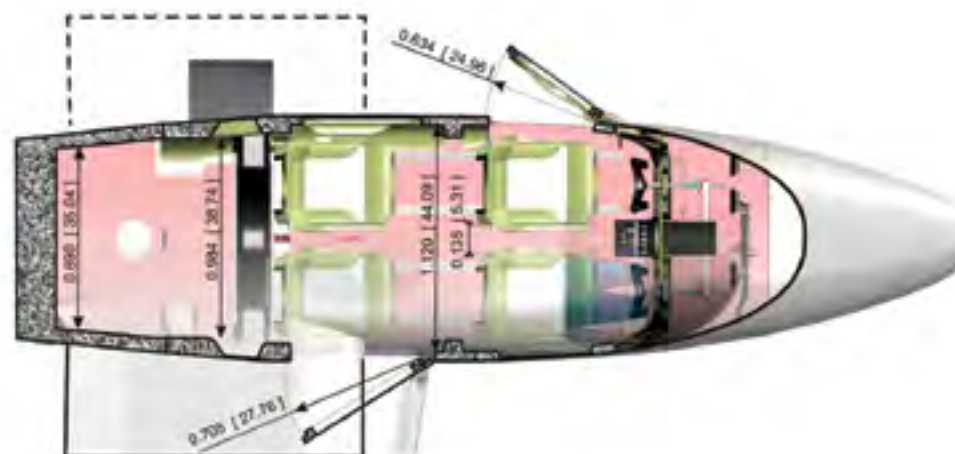



EXTERIOR AND INTERIOR DIMENSIONS

The generous interior dimensions of the Tecnam P2006T allow maximum space for pilots and passengers alike. With its two doors, its upholstered seats complete with headrests and vertical adjustment, the cabin provides great flexibility for pilots of varying physical size to optimise their comfort.

Each seat is provided with three-point seat belts with inertia reel. Specific care has been given to cabin interiors and acoustic comfort. The ventilation system features one vent outlet for each occupant. The heating system uniformly warms the cabin and a defrost manifold prevents the windshield from fogging up even while taxiing.

Large windows, together with the high wings, provide excellent visibility for a very pleasant flight, as well as for safe ground operations. The cabin has a spacious luggage compartment of 350 litres 12,36 cu ft, which is easily accessible.



Dimensions	ft	m
Overall Height	8.46	2,58
Overall Length	28.5	8,7

Wing	ft	m
Span (overall)	37.4	11.4
Area	159.1 ft ²	14,8 m ²

Cabin	ft	m
Height	3	0,91
Width	4	1,22
Cabin length with baggage	11	3,35

DESIGN WEIGHT AND LOADING	STANDARD VFR	
	kg	lb
Maximum Take Off Weight	1.230	2,712
Empty Weight, VFR Standard	819	1,806
Useful Load	411	906
Baggage allowance	80	176
Limit Loads Factor	+3,8 -1,78 G	
Ultimate Loads Factors	+5,7 - 2,67 G	



Flying over Procida Island harbour

PERFORMANCE	STANDARD	
	Variable Pitch Propellers	
Max Cruise Speed KTAS	150 kts	278 km/h
Stall Speed (Flaps Down Power Off) KCAS	55 kts	102 km/h
Practical ceiling	14000 ft	4267 m
Take off run	988 ft	301 m
Take off distance	1293 ft	394 m
Landing Run	758 ft	231 m
Landing Distance	1145 ft	349 m
Rate of climb	1036 ft/min	5,3 m/sec
Range	669 NM	1239 km



All estimated performance data are based on aeroplane weights at MTOW; standard atmospheric conditions; level, hard surface, dry runways, no wind. Empty weight could be ± 2%.

POWERPLANT & ACCESSORIES

The Tecnam P2006T is equipped with two four-cylinder four-stroke Rotax 912S engines of 100hp (73kW) each. These are liquid cooled with an integral reduction gearbox (1:2.4286) driving constant speed propellers with pitch feathering devices.

Engine mounts are made of high strength chrome-molybdenum steel tubes with the engines mounted on vibration absorbing mounts.

From an operational point of view, the following benefits of the Tecnam P2006T should be stressed: the option to use either automotive fuel or AVGAS allows operators to dramatically reduce the direct costs, making it possible to fly to locations where AVGAS is difficult to obtain or prohibitively expensive.

The twin-engine configuration of the Tecnam P2006T is extremely dependable, enabling the

aircraft to travel safely in long distances over water or rough terrain. The fuel system features two fuel tanks integral with the wing box for a total capacity of 200 litres (52.83 US Gal).

Each engine is equipped with a mechanically driven fuel pump with an electric backup pump. Tank selection and cross feeding are controlled by two valves positioned overhead the pilot.

ROTAX 912 S3

- 4-cylinder
- 4-stroke liquid-/air-cooled engine with opposed cylinders
- Dry sump forced lubrication with separate oil tank, automatic adjustment by hydraulic valve tappets
- Mechanical fuel pump
- Dual electronic ignition
- Propeller speed reduction unit
- Air intake system
- Gearbox Reduction Ratio 2,43:1



STANDARD EQUIPMENT

FLIGHT INSTRUMENTS and INDICATORS

Magnetic Compass
 Airspeed Ind., Kts, Two
 Altimeter Dual Mode (In/hP), Two
 Vertical Speed
 Directional Electric
 Attitude Horizon Electric, Two
 Turn and Slip Indicator
 O.A.T.
 Pitot System Heated
 Static System
 Alternate Static Source
 Stall Warning Audible
 Landing Gear Position Light, Three
 Landing Gear-In-Transit/Not Locked Light
 Stabilator Trim Position Indicator
 Rudder Trim Position Indicator

ENGINE INSTRUMENTS

Tachometer + Hour Recorder, Two
 Manifold Press., Dual
 Oil Press, Two
 Oil Temp., Two
 Coolant Temp., Two
 Fuel Press., Two
 Ammeter
 Voltmeter
 LH + RH Fuel Qty
 Annunciator Panel Lighted Push To Test:

-LH Low Fuel
 -RH Low Fuel
 -LH Low Oil Press
 -RH Low Oil Press
 -LH Low Voltage
 -RH Low Voltage
 -Pilot Door Open

FLIGHT CONTROLS

Hydraulic Toe Brakes
 Parking Brake
 Electric Flaps
 Dual Flight Controls
 Steerable Nose Wheel
 Aileron Lock
 Stabilator Trim (Manual)
 Engine Controls
 -Throttle, Two
 -Propellers, Two
 -Carburettor Heat, Two
 -Choke, Two
 Flight Trim Controls
 -Rudder With Indicator
 -Stabilator With Indicator
 Landing Gear, Retractable Electro-Hydraulic
 Landing Gear Selector Switch
 Landing Gear Warning Horn
 Landing Gear Emergency Extension
 Fuel Control Selector With On/Off/Cross Feed

Overhead Panel Switches:

-Starter LH and RH
 -Fuel Pump LH and RH
 -Left Engine LH and RH Ignition Switches
 -Right Engine LH and RH Ignition Switches

ELECTRICAL SYSTEM

12 volt 35 AH GILL
 12 volt alternator-40 amp, two
 rocker switches internally lighted
 -master switch
 -landing light
 -taxi light
 -navigation lights
 -strobe light
 -pitot heat
 -map light
 external power supply receptical
 circuit breaker panel
 static discharge wicks

FUEL SYSTEM

Two Integral Fuel Tanks with 200 Litres / 52.83
 US Gal Total Capacity
 Engine Driven Fuel Pumps, Two
 Auxiliary Fuel Pumps, Electric, Two
 Fuel Tank Quick Drain , Two
 2 X Shut Off Valves with Cross Feed

INTERIOR

Pilot and Co-Pilot Seats Simulated Leather
 - Adjustable Fore and Aft
 - Vertical Adjustment
 Rear Passenger Seats, Two
 Seat Belts & Shoulder Harness, all Seats
 Wall to wall Carpeting
 Fire Extinguisher
 Map & Storage Pockets
 Radio Call Plate
 Tow Bar
 Soundproofing
 Luggage Compartments
 Overhead Cockpit Speaker
 Four Position Intercom System
 First Aid Kit

INTERIOR LIGHTING

Avionics Instruments Internally Lighted
 Avionics Radios Internally Lighted
 Engine Instruments Internally Lighted
 Flight Instruments Internally Lighted
 Compass Internally Lighted
 Map Light
 Dimmers

EXTERIOR

Epoxy Corrosion Proofing, All Structure
 LH Front Door Pilot/Co-Pilot, Lock and Key
 RH Rear Door Passenger

Rear Window
 All Windows Tinted
 Retractable Landing Gear
 Tie Down Rings
 Main Wheels, 6.00 X 6 - Nose 5,00 X 5

EXTERIOR LIGHTS

Nav. Lights LED with Strobe Full LED TSO
 Vertical Tail Strobe
 Landing/Taxi Light LED

CABIN COMFORT SYSTEM

Windshield Defroster
 Ventilator adjustable, 4 Place
 Heating System

POWERPLANT and PROPELLER

Engines - 2 Rotax 912S3 100 Hp, 4 Cylinders
 Liquid/Air Cooled, Integrated Reduction Gear
 Dual Ignition System
 Throttle Control LH/RH
 Tubular Steel Engine Mount
 Propellers - 2 MT, 2 Blades, Constant Speed, Full
 Feathering
 Propeller Spinner, Two
 Propeller Control LH/RH
 Air Filter, Two
 Oil Filter, Two
 Oil and Water Coolers, Two
 Carburettor Heat with Manual Control

PRODUCT SUPPORT/DOCUMENTS

Manufacturer's Full Two Year Limited
 Warranty
 Pilot's Operation Handbook
 Maintenance Manual
 Parts Catalog
 Aircraft Log Book
 Engine Log Book

STANDARD GARMIN AVIONICS PACKAGE

- GTN 650 COMM/NAV/GPS Multifunction Display with GI-106A VOR/LOC/GS/GPS Indicator
- GNC 255A COM/NAV with MD200 VOR Indicator
- GTX 345 Transponder ADS-B OUT
- GMA 340 Audio Panel

Others:

- DME - KING KN63 with KD572 Indicator
- Microphone Telex 100T
- Pilot and Co-Pilot PTT
- ELT 406

STANDARD AVIONICS



ANALOGUE AVIONICS PACKAGE

- GTN 650 COM/NAV/GPS Multifunction Display with GI-106A VOR/LOC/GS/GPS INDICATOR
 - GNC 255A COM/NAV with MD200 VOR Indicator
 - GTX 345 TRANSPONDER ADS-B IN/OUT
 - GMA 340 AUDIO PANEL
- Others:
- DME - KING KN63 with KD572 Indicator
 - MICROPHONE TELEX 100T
 - PILOT and CO-PILOT PTT
 - ELT 406

AVIONIC OPTION 1

P2006T MkII



P2006T MkII

**GARMIN G1000 Nxi PACKAGE**

Includes the following equipment:

G1000 Nxi Integrated Flight Deck System, includes:

- GDU 1050 10-inch PFD
- GDU 1050 10-inch MFD
- Dual GEA 71 Engine & Airframe unit
- Dual GIA 63WAAS Com/Nav/GPS/GS/LOC
- GMA1347 Digital audio system
- GMU44 Magnetometer
- GDC72 Air data computer
- GRS79 AHRS
- GTP59 OAT
- GTX345R Mode S Transponder (ADS-B IN and OUT)
- MD302 Standby Attitude Module Digital Back Up instrument
- DME - KING KN63 - Integrated control - displayed on PFD
- Pitot System Heated

Non-Additive. Replaces all Standard Avionics.

PAINT SCHEMES

Standard



St1 __ Colour Stripes



St2 __ Colour Stripes



St3 __ Colour Stripes



St4 __ Colour Stripes



Special Paint 1



Sp1.1 __ Paints _____ Stripes



Sp1.1 __ Paints _____ Stripes



Sp1.1 __ Paints _____ Stripes




Special Paint 2



Chrome Metallic Badge


Sp2.1 __ Paint _____ Stripes



Sp2.2 __ Paint _____ Stripes



Sp2.3 __ Paint _____ Stripes



Sp2.4 __ Paint _____ Stripes



INTERIOR



P2006T Premium Interior

The Italian flair is not only external, but now also at your finger tips, because we have spent a great deal of time to improve every detail of the interior.

A completely new designed interior with a choice of leather seat colours, new dark material for the ceiling and the sidewalls, dimmable LED lights, USB chargers put your aircraft at the top level of comfort. It is your aeroplane, your lifestyle and you deserve the best.

Standard Interior comes with blue seats and ivory cabin.

Premium option makes your aircraft more luxurious: Alcantara leather and a dark ceiling improve your flying experience with unique ingredients. Your aircraft interior is now more exclusive with electrically adjustable comfort front seats while guaranteeing absolute compliance with the industry's strictest standards.

Premium Choice



A) Leather anthracite gray
B) Medium gray



A) Leather anthracite light gray
B) Anthracite gray

OPTION LIST

Code	Kg	Description
------	----	-------------

STANDARD ANALOGUE

T101	6,1	GTN 750 Com/Nav/GPS with Antennas and inst. with GI106A Indicator (Exchange for Standard GTN560)
T102	5	KING KR87 ADF with KI 227 Indicator

GLASS

T103	4,5	ADF BECKER RA3502 Remote Unit
T104	5,5	GTS800 TAS GARMIN Traffic Advisory System
T105	3	L-3 Storm Scope WX 500

STANDARD AND GLASS

T106	9.0	Autopilot System S-TEC 55X Dual Axis with Automatic Electric Trim, Turn Coordinator (exchange for Std TC) and DG with Heading Bug (exchange Std DG)
T107	3	Electric TRIM (S-TEC, already included in the option 110)
T108	0,5	Power Supply from built-in Generator (Max 20 Amps (each) @ 5800rpm)
T109	1,5	Debris Protection
T110	1	Surround View Windows
T111	2	Leather Seats Two-Coloured (New Look)
T112	6	Special Paint two colours
t113	5,5	Premium Luxury Interiors (Leather Seats Two- Coloured New Look and Wall side Panel Matt Gray)
T114	5,5	Alternators 70 Amps (Exchange for standard 40 Amps)
T115	0,5	Cabin Hole 267mm Diameter (ref. Mod. 2006_229)
T116	0,5	Cabin Hatches small (two) 359x272 + 150x150 mm (length x width) (ref. Mod. 2006_170)
T117	1,5	Tailcone Hatch 395x305 mm (length x width) (ref. Mod. 2006_261)
T118		Fuselage Cover
T119	1,8	Metallic paint, (requires option T112)
T120		Disassembling and packing in two 40 ft container



Pascale Museum at Tecnam Headquarters Capua

Costruzioni Aeronautiche Tecnam SpA
Via Maiorise 81043 Capua CE - Italy
Tel. +39 0823 622297 Fax. +39 0823 622899
www.tecnam.com info@tecnam.com

<http://www.tecnam.com/aircraft/P2006t/>

QUALITY AIRCRAFT SINCE 1948
TECNAM